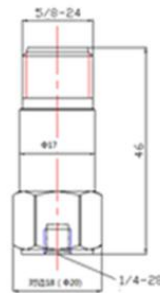
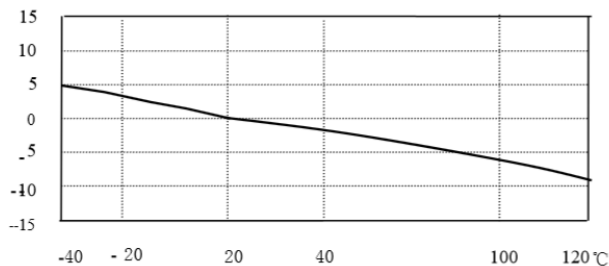


## Specifications:

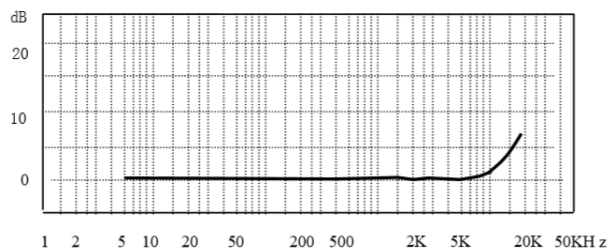
Axial Sensitivity (20±5°C)	100 mV/g
Measurement Range (Peak Value)	50g
Transverse Sensitivity	≤ 5%
Frequency Response (±10%) (±3dB)	1~10000 Hz 0.4~12000Hz
Mounting Resonant Frequency	≥30 KHZ
Temperature Response	Refer to Temp. Curve
Polarity	Positive
Power Supply Voltage (Constant Current Source)	+18~+28 VDC
Operation Current	+2~+10 mA
Max. Output Signal (Peak Value)	6V
Noise (1Hz~20kHz)	<50 μV
Output Impedance	<100 Ω
DC Bias Voltage	12±2 VDC
Operation Temp. Range	-40~+120 °C
Shock Limit	3000g
Installation ground insulation	≥10 <sup>8</sup> Ω
Weight	52g
Case Material	Stainless Steel
Mounting Method	1/4-28 UNF
Sensing Element	PZT-5
Sensing Geometry	Shear
Output Type	Top MIL-C-5015 two-pin socket (5/8-24)
Grounding	Signal Ground Isolated from Case
1/4-28 UNF Stud, Protection Cap	Included
Low Noise Cable to BNC	Included
Calibration Certificate	Included



Schematic diagram



Typical Temperature Response Curve



Typical Frequency Response Curve